




# CONTROL BOXES



CONTROL BOXES


CONTROL BOXES

**CONTROL BOXES FOR MISTING PUMPS**


PART NO	PART NAME	VOLT	POWER	PUMPS	MOTOR PROTECTION	PUMP PROTECTION	GH COMPUTER INPUT	HOUR METER	FLASHER TIMER	STAR TRIANGLE	HUMIDISTAT	AUTO DRAIN	SOFT START	WEIGHT Kg	DIMENSION mm	INVENTER	DIJITAL THERMOSTAT
0204002-12	PSS 12A/0	230	12 AMPER SINGLE PHASE	AR4 / 2SF5 / AR6 / AR7 / AR8 / AR9 2SF10	x	x	x	x	x			x	x	10	400*300*180		
0204004	PST12A/0	400	12 AMPER 3 PHASES	AJ12 / AR14 / AR15 / 3CP16 / AR18 AR21 / 5CP23	x	x	x	x	x			x	x	11	400*300*180		
02040008	PST25A/0	400	25 AMPER 3 PHASES	AT26 / AR30 / AR36 / AR42 / AR50 15CP45 / 15CP59	x	x	x	x	x			x	x	12	400*300*180		
0204029	PST50A/0	400	50 AMPER 3 PHASES	15CP68 / W70 / CK72 / CK95 35C87 / W100	x	x	x	x	x			x	x	19	500*400*300		x
0204003	PST75A/0	400	75 AMPER 3 PHASES	CX120 / AR135 / KF153 / CX155 CK175 / KF170 / 35CP170	x	x	x	x	x			x	x	20	500*400*300		x
<b>CONTROL BOXES FOR MISTING PUMPS</b>																	
0204039	GH-CB 1 X 1 5.5 KW	400	5,5 Kw	1 x 36 LPM PUMP	x	x	x	x	x			x		22	500*400*300	x	x
0204040	GH-CB 1 X 1 7.5 KW	400	7.5 Kw	1 x 42 LPM PUMP	x	x	x	x	x			x		17	500*400*200	x	x
0204041	GH-CB 1 X 1 11 KW	400	11 Kw	1 x 50 LPM PUMP	x	x	x	x	x			x		24	500*400*300	x	x
0204042	GH-CB 1 X 2 5.5 KW	400	11 Kw	2 x 36 LPM PUMP	x	x	x	x	x			x		35	800*600*300	x	x
0204043	GH-CB 1 X 2 7.5 KW	400	15 Kw	2 x 42 LPM PUMP	x	x	x	x	x			x		32	600*600*300	x	x
0204044	GH-CB 1 X 2 11 KW	400	22 Kw	2 x 50 LPM PUMP	x	x	x	x	x			x		42	800*600*300	x	x
0204045	GH-CB 1 X 3 5.5 KW	400	15 Kw	3 x 36 LPM PUMP	x	x	x	x	x			x		35	800*600*300	x	x
0204046	GH-CB 1 X 3 7.5 KW	400	22 Kw	3 x 42 LPM PUMP	x	x	x	x	x			x		37	600*600*300	x	x
0204047	GH-CB 1 X 3 11 KW	400	37 Kw	3 x 50 LPM PUMP	x	x	x	x	x			x		100	1000*1000*400	x	x




PST 12A-0




PST 25A-0




PST 50A-0




PST 70A-0



PST 5.5 Kw for Greenhouses




PST 7.5 Kw for Greenhouses




PST 11 Kw for Greenhouses



PST 15 Kw for Greenhouses



PST 22.5 Kw for Greenhouses

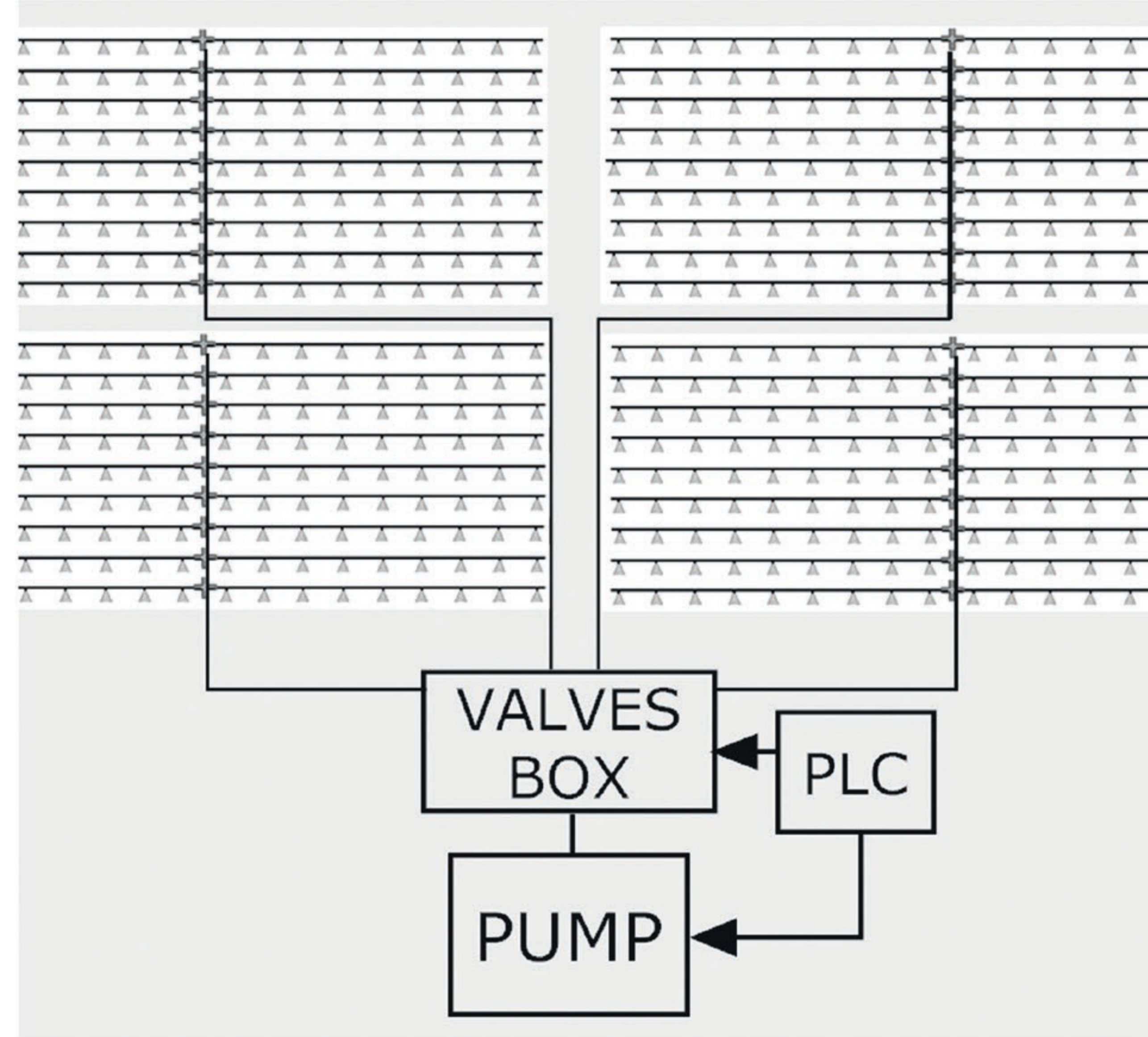


PST 37 Kw for Greenhouses





## PLC UNIT FOR GREENHOUSES



Greenhouse consisting of four independent sections requires 100 LPM simultaneous misting. Thanks to our PLC controlled high pressure solenoid valve unit, a programmed misting of each independent unit one after another is an economical solution with an only 25 LPM high pressure pump for whole greenhouse.

95 LPM MISTING PUMP WITH PLC UNIT





[www.normist-tr.com](http://www.normist-tr.com)